



PARKER 75



PARKER 75 — the "First Family"
of writing instruments.

 **PARKER** World's Most Wanted Pens

PARKER 75

Congratulations . . .

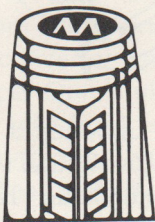
You now own the world's finest pen. That's quite a claim, we realize, but the PARKER 75 pen is a product of painstaking craftsmanship with a tradition of more than 85 years of Parker skill behind it — plus our guarantee of writing satisfaction:

Parker will repair or replace your PARKER 75 free if it fails to perform due to defects in materials or workmanship. Should this occur, just return it to us.

☪ THE PARKER PEN COMPANY

For service, send your pen to:
The Parker Pen Company
Service Department
Janesville, Wisconsin 53545

Should you desire personalization . . .



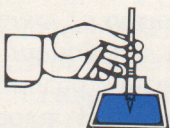
Your Parker 75 has a recessed surface on the cap designed to accommodate your initial. Parker has produced special "personal touch" monograms to fit in this area. Parker 75 dealers will apply your monogram, on request, at no extra charge. The application takes only a few seconds.

(If you have received a matched Parker 75 set, you may want to put your first initial on the pen and your last initial on the other unit.)

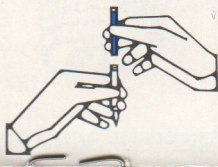
In addition, the Parker 75 pen has a band on the cap suitable for engraving a full monogram. Your Parker dealer will be pleased to arrange for this service.

PARKER 75

How to fill your PARKER 75 pen . . . from an ink bottle:



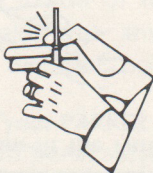
Pull cap off pen and unscrew barrel from front end of pen. Put point of pen into ink, squeeze ribbed bar on converter four times; then remove any excess ink from the point with absorbent tissue.



with an ink cartridge:

Pull cap off pen and unscrew barrel from front end of pen. Remove converter and insert a Parker Super Quink ink cartridge, plug first, into front end of pen. Push in gently until you feel the cartridge seat itself. Replace barrel and the tightening motion will insure proper seating of the cartridge.

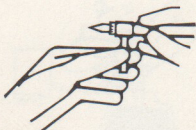
**You always have a reserve ink supply
on tap**



As a special feature, Super Quink ink cartridges are designed to have a reserve ink supply. When the main supply runs out, just tap the cartridge smartly with your finger to release reserve ink into the pen. This reserve ink may give you up to 700 more words (more than enough to get you past any emergency).

PARKER 75

How to custom-fit the Parker 75 to your hand . . .



Hold the PARKER 75 so the sculptured grip feels comfortable in your hand, then put the pen to paper in your natural way. Next, adjust the point to the angle of smoothest writing by fitting the adjuster over the point (see illustration) and turning it to the left or right until the point lies perfectly flat on the paper. Once you've made this adjustment,

you'll feel the ultra-smoothness . . . and the sculptured grip will remind you to hold the pen the same way each time you write. As your fingers fit into the contours, you'll sense a growing affinity for the PARKER 75.

Long-term care of your PARKER 75 . . .

Every fountain pen will function better if it is flushed out every six months. Simply remove the ink cartridge or converter and let a slow stream of cool water flow through the inside of the point section. Shake out any excess water and dry the point with tissue.

To complete your PARKER 75 set . . .

Matching ball pens, soft tip pens and pencils are available for all PARKER 75 fountain pens. PARKER 75 ball pens have a giant ink supply and write better months longer—three times longer than the ordinary ballpoint. PARKER 75 soft tip pens lay down a smooth, vivid line each time you write. PARKER 75 matching pencils offer a choice of lead.

The world's finest pen:

PARKER 75

Take a moment now to leaf through this brochure, which contains the guarantee for your new pen. You'll find a wealth of hints for obtaining full satisfaction from this magnificent writing instrument.